



# WATCH OUT LIVE LINES AND YOUR SAFETY

- Working close to current carrying cables and overhead lines can result in death
- Be aware and know the safety clearances



# BE AWARE

## Be aware

If you come too close to an overhead line or strike a cable it only takes one moment of distraction to put yourself and others in danger.

Follow the instructions in this folder to look after your own and your colleagues' safety.

### **When you work near cables and overhead lines, you must:**

- Consider all cables/overhead lines as live parts, unless the electricity supply company has declared the opposite
  - Respect safety clearances
  - Follow the working instructions from the local electricity supply company
  - Immediately inform the electricity supply company of any damage, accident or emergency
- 

## Know the safety clearances

You can safely work close to cables and overhead lines if you comply with the safety clearances. The safety clearances are determined by the Danish Safety Technology Authority to prevent electricity-related accidents.

Work inside of the safety clearance can be allowed, but only if the work is done in cooperation with the local electricity supply company.

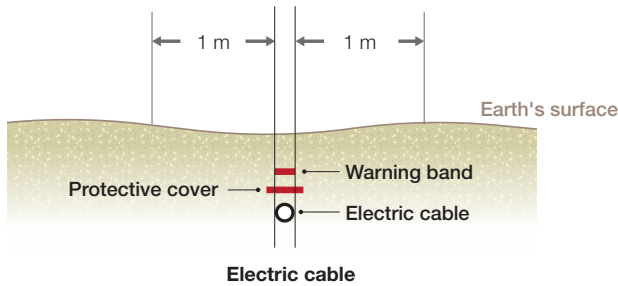
---

This leaflet was published in 2018 by:  
Danish Safety Technology Authority, Energinet, Danish Energy

# SAFETY CLEARANCES

## Safety clearances for cables

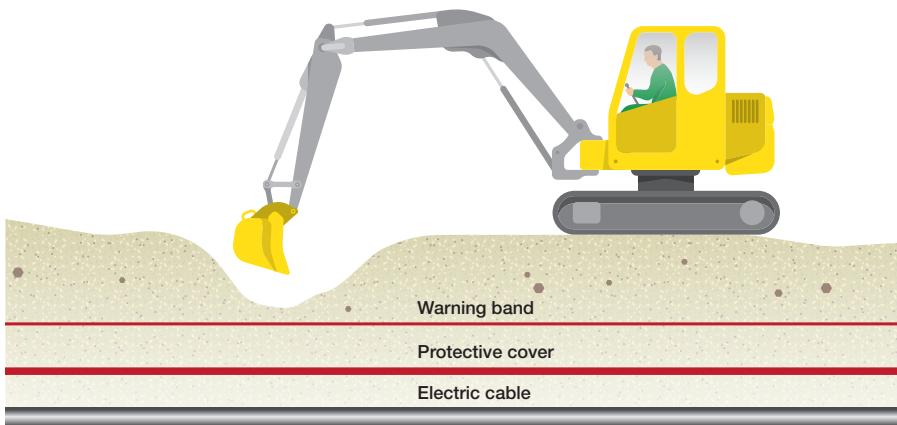
Over, under and next to the cable: **1 meter**



Remember drawings showing cable placement underground. If you strike a warning band or protective cover, then you are inside the safety clearance.

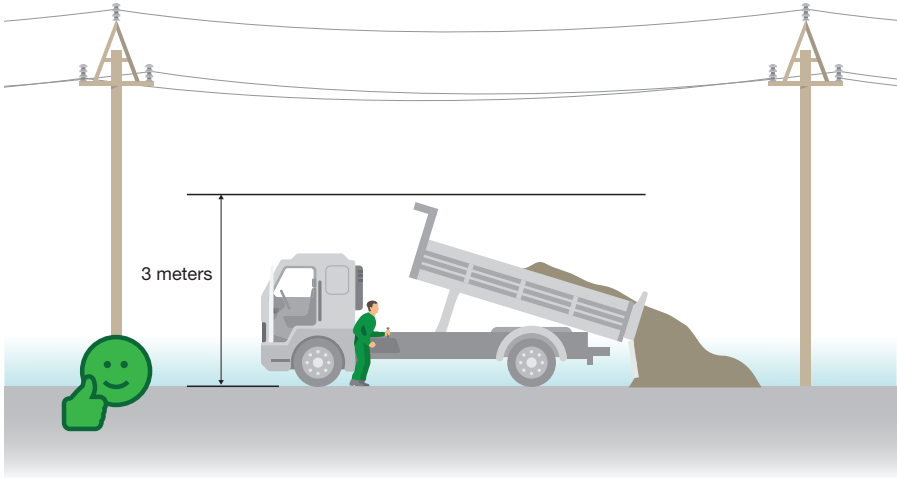
**Stop digging and contact the electricity supply company.**

Cables normally lie at a depth of 0.35 m to 1.4 m. Changes in terrain can change the depth.



# SAFETY CLEARANCES

## Safety clearances for overhead lines



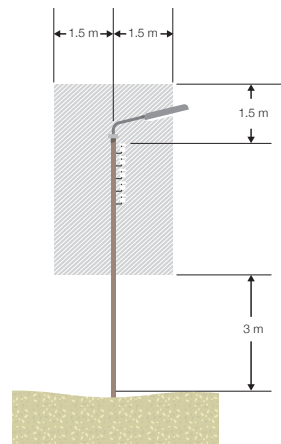
While the work is being performed, people, tools and other materials must not be located within the grey area, as marked in the illustration.

### Low voltage lines 0.4kV

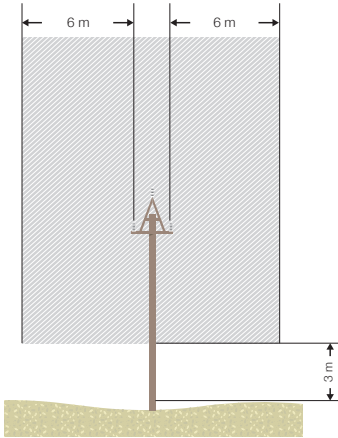
Horizontal distance: **1.5** meters

Vertical distance: **3** meters (measured from the ground)

With low-voltage lines you can work above the mast by respecting the safe clearance of **1.5** meters



# SAFETY CLEARANCES

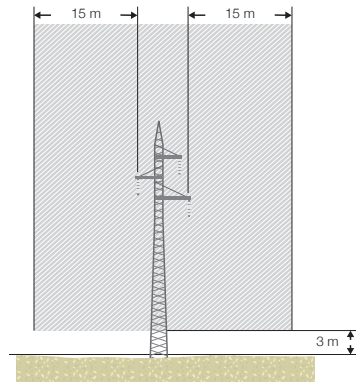


## High-voltage overhead lines 10 – 40kV

Horizontal distance: **6** meters  
Vertical distance: **3** meters  
(measured from the ground)

## High-voltage overhead lines 40 – 400kV

Horizontal distance: **15** meters  
Vertical distance: **3** meters  
(measured from the ground)



## FARMING MACHINES

The safety clearance does not count for farming machines if the machine including people using it are at most:

- 4 meters tall for low-voltage installations and
- 4.5 meters tall for high-voltage installations

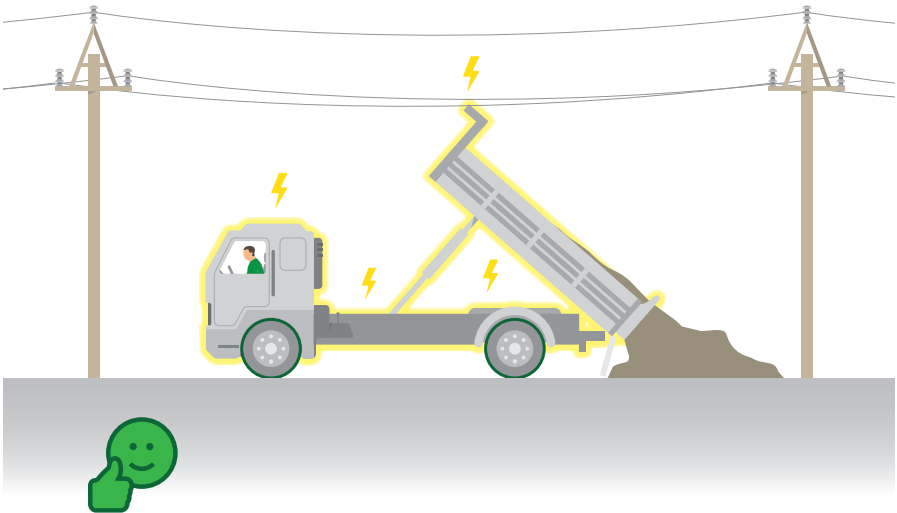
You must respect the safety clearance if the farming machine is taller or contact the electricity supply company for guidelines.

# ACCIDENTS

## If the accident has happened

### Stay seated in the vehicle!

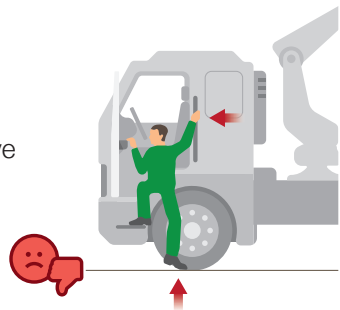
If your vehicle is in contact with a cable or overhead line, then stay seated until the electricity supply company has announced, that it is safe to leave the vehicle. If you leave the vehicle before this announcement, you can be in mortal danger!



### Only leave the vehicle in an emergency

If, for example, the vehicle is on fire, then leave it, but be aware of the following:

- Do not touch the vehicle and ground at the same time

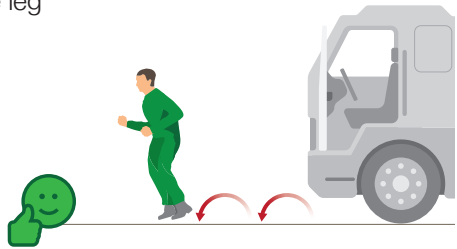


# ACCIDENTS



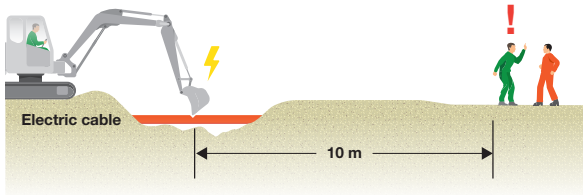
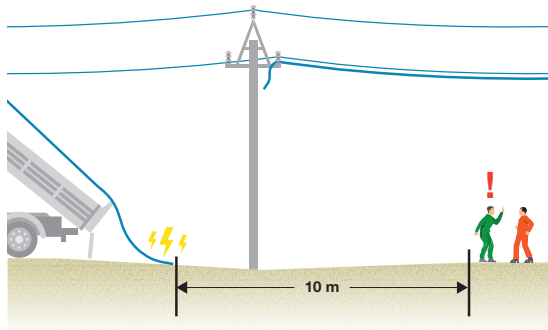
- Jump out and land keeping both feet together
- Walk away from the vehicle in small steps or hop with both legs together or hop on one leg

- Never go back to the vehicle, no matter what you have forgotten



## Warn others

- Make others aware of the electrical danger
- Do not touch exposed cables or fallen overhead lines



**ENSURE THAT**  
everyone stays  
at least 10 m from  
fallen overhead  
lines or cables

# RESPONSIBILITY

## THE DEVELOPERS/FARMERS RESPONSIBILITY

It is always the developers/farmers responsibility to plan the work and ensure that it can be completed in a responsible manner.

### **The developer/farmer shall:**

- Assess if the safety clearances can be respected
- Obtain cable information from [www.LER.dk](http://www.LER.dk) before any cable work
- Contact the electricity supply company if the safety clearances cannot be respected
- Send a site plan to the electricity supply company for bigger, more complex work
- Instruct everyone who performs the work

### **Everyone that works near an electrical installation must know:**

- The placement of overhead lines and cables
- The safety clearances
- The working guidelines from the electricity supply company
- Contact information for the electricity supply company

---

## FIND YOUR ELECTRICITY SUPPLY COMPANY

You can see which electricity supply company you are working under here:

[www.danskenergi.dk/vejledning/nettilslutning/find-netselskab](http://www.danskenergi.dk/vejledning/nettilslutning/find-netselskab)

## LEARN MORE

The safety instructions in this flyer comply with the legal requirements stated in the safety for completing non-electrical work near electrical installations regulation (BEK 1112/2017)

**Read more at** [www.elsikkerhedsregler.dk](http://www.elsikkerhedsregler.dk)